





## Mercedes Sprinter 2008 Fuse Box Diagram Manual Product S

When somebody should go to the book stores, search foundation by shop, shelf by shelf, it is truly problematic. This is why we give the ebook compilations in this website. It will categorically ease you to see guide **mercedes sprinter 2008 fuse box diagram manual product s** as you such as.

By searching the title, publisher, or authors of guide you really want, you can discover them rapidly. In the house, workplace, or perhaps in your method can be all best place within net connections. If you ambition to download and install the mercedes sprinter 2008 fuse box diagram manual product s, it is totally simple then, back currently we extend the belong to to buy and make bargains to download and install mercedes sprinter 2008 fuse box diagram manual product s for that reason simple!



~~Mercedes-Benz Sprinter (W906) (2006-2017) Fuse Box Diagrams~~ **Fuse box location and diagrams: Dodge Sprinter (2007-2010)** Fuse box location and diagrams: Mercedes-Benz Sprinter (2006-2018)  [ONLINE BOOK](#) Mercedes Sprinter Fuse Box Diagram  **PDF BOOK 2008 Mercedes E350 Fuse Box Diagram** Mercades sprinter 2016 interior light's fuse 2008 Mercedes Sprinter Headlights and Taillights won't turn on FIXED How To Replace Body Control BCM  Mercedes Benz 2008 E350 Fuse Box Diagram

Fuse box location on Sprinter van.  *PDF BOOK 2008 Malibu Ls Fuse Box Mercedes Benz ML320 CDI Rear SAM (Signal Acquisition Module) BOX* **Fuse box location and diagrams: Mercedes-Benz C-Class (2008-2014)** 5

Things You Didn't Know About Your Mercedes-Benz ~~Mercedes Sprinter Battery Location and Removal Procedure~~ Mercedes command screen not working! Sprinter fan not working? Try this!

sprinter engine check light , battery/alternator visit work shop Resetear Service Sprinter 2014 Must watch if you own a SPRINTER important. 07, 3.0 turbo diesel Sprinter dieing/stalling . Sprinter No Start Condition Hard Wire Dash Cam To Mercedes C-Class W204 (Part 1)

T1N Mercedes Sprinter Original Block Heater? Looks like it's Resting Interior Heater

Fuse box location and diagrams: Dodge Sprinter (2002-2006) ~~Fuse box location and diagrams: Mercedes-Benz Vito (2004-2010)~~   HOW TO Get Mercedes-Benz C200 Fuse Box Diagram Mercedes C 300 Fuse Box Locations

Mercedes C-Klasse zekeringkastlocaties en hoe zekering op Mercedes C-Klasse te controleren Fuse box location and diagrams: Mercedes-Benz M-Class (2006-2011) **Mercedes-Benz C-Class (W204) (2007-2014) Fuse Box Diagrams** Mercedes C 250 Fuse Box Locations 4 Possibilities

Mercedes Sprinter 2008 Fuse Box

Fuse box location. The fuse box is located under the instrument panel on the driver's side, behind the cover.

---

Fuse Box Diagram Mercedes-Benz Sprinter (W906; 2006-2018)

Mercedes-Benz Sprinter (w906) (2006 – 2017) – fuse box diagram. Year of production: 2006, 2007, 2008, 2009, 2010, 2011, 2012, 2013, 2014, 2015, 2016, 2017. Main fuse box. Fuse box in the footwell on the left-hand side of the vehicle.

---

Mercedes-Benz Sprinter (w906) (2006 - 2017) - fuse box ...

Fuse box is located in the footwell on the left-hand side of the vehicle. To open: unlock quick-release fastener (1) and remove the cover. To close: attach the bottom edge of the cover and fold upwards. The cover must engage. Lock quick-release fastener (2)

---

Mercedes-Benz Sprinter II (W906) (2006-2019) Fuse box ...

Dodge Sprinter (2008 – 2009) – fuse box diagram. Year of production: 2008, 2009. Main fuses box. The fuses box is in the footwell on the lefthand side of the vehicle.

---

Dodge Sprinter (2008 - 2009) – fuse box diagram - Auto Genius

Fuse Layout Mercedes-Benz C-Class 2008-2014 Cigar lighter (power outlet) fuses in the Mercedes-Benz C-Class are the fuse #9 (Glove compartment power outlet) in the Engine Compartment fuse box, and fuses #71 (Front cigarette lighter, Front interior power outlet), #72 (Cargo area connector box 115 V power outlet), #76 (interior power outlet) in the Luggage compartment fuse box.

---

Fuse Box Diagram Mercedes-Benz C-Class (W204; 2008-2014)

Fuse Box Layout Mercedes-Benz Sprinter CDI: 215, 216, 218, 219, 315, 316, 318, 319, 415, 416, 418, 419, 515, 516, 518, 519 (W906; 2006, 2007, 2008, 2009, 2010, 2011, 2012, 2013, 2014, 2015, 2016, 2017) ...

Fuse Box Layout Mercedes-Benz W123 - Model: 200, 220, 230, 240, 250, 280 and 300 (1976, 1977, 1978, 1979, 1980, 1981, 1982, 1983, 1984, 1985) ...

## Read Online Mercedes Sprinter 2008 Fuse Box Diagram Manual Product S

### Mercedes Fuse Diagram

2016 Mercedes-Benz Sprinter 2500 High Roof 170-in. WB EXT. \$19,995 (516-708-0444 Bad Credit No Credit 100 % Guranteed Approval!) pic hide this posting restore restore this posting \$22,995

---

new york cars & trucks "mercedes sprinter" - craigslist

2015 Mercedes-Benz Sprinter 2500 15 Passenger Van High Roof 170-in. WB \$22,995 (YES WE FINANCE 516-708-0444) pic hide this posting restore restore this posting \$89

---

new york cars & trucks "sprinter" - craigslist

2015 Mercedes-Benz Sprinter 2500 15 Passenger Van High Roof 170-in. WB \$22,995 (YES WE FINANCE 516-708-0444) pic hide this posting restore restore this posting \$30,900

---

new york cars & trucks "sprinter passenger" - craigslist

See more on our website: <https://fuse-box.info/dodge/dodge-sprinter-2002-2006-fuses-and-relay> Fuse box diagram (location and assignment of electrical fuses an...

---

Fuse box location and diagrams: Dodge Sprinter (2002-2006 ...

there are 3 fuse boxes called S.A.M.s and m.b. doesn,t want people changiong fuses. on the driver's side of the dashboard there is a plastic cover. if you open the door wide you will see it take a flathead screwdriver and pry it off. the diagram is located in the fuse box. look carefully and you will se it folded into a square on one of the sides of the fuse box. just replace the fuse with the right rating

---

SOLVED: Fuse box diagram for mercedes sprinter 316 cdi - Fixya

Mercedes-Benz A-Class (W168; 1997-2004)...>> Fuse box diagram (location and assignment of electrical fuses and relays) for Mercedes-Benz A-Class (A140, A160, A170 ...

## Read Online Mercedes Sprinter 2008 Fuse Box Diagram Manual Product S

### Fuse Box Diagram Mercedes-Benz

Quick DIY video on locating mercedes sprinter van starting battery and power distribution box in a 2011 sprinter. The battery location may apply for other y...

---

### Sprinter Van Battery Location and Fuse Type - YouTube

Fuses & Relays 2003-2008 E-Class W211. Location of fuses and relays on Mercedes Benz E Class All Models, years 2003 to 2008. If you replace any fuses, make sure to replace it with the same color fuse. If there is an underlying problem you could overload the wires or even cause more serious problems to that circuit if you use a higher ampere fuse. Make sure the new fuse you are installing has the same color and ampere rating as the old one.

---

### Fuses & Relays 2003-2008 E-Class W211 - Mercedes Medic

Mercedes-Benz continuously updates its vehicles and equipment. We therefore reserve the right to make changes with regard to the following: Design; Equipment; Technical Features; For further assistance, feel free to contact or visit your local authorized Mercedes-Benz Vans dealer.

---

### Owner Manuals - Mercedes-Benz Sprinter

Enjoy the videos and music you love, upload original content, and share it all with friends, family, and the world on YouTube.

---

### Fuse box location on Sprinter van. - YouTube

Pre-fuse box is located in the battery compartment in the footwell on the left-hand side of the vehicle F59 (remove the lining and metal cover in front of the driver's seat) Consumer Amp.

---

### Fuse Box Diagram Dodge Sprinter (2007-2010)

Some Mercedes-Benzs have multiple interior fuse boxes including in the trunk - the video above will show you where the interior fuse box of your 2011 Sprinter 2500 is located. If your Sprinter 2500 has many options like a sunroof, navigation, heated seats, etc, the more fuses it has.

Copyright code : 1ca88c750d880989f49b2d4ac3799e8e